SAWSTOP

Owner's Manual

Model TSA-WTC

WorkTrack™ Carriers



SAWSTOP.COM

INTRODUCTION

The SawStop WorkTrack carriers are part of the WorkTrack family of precision fence accessories for your SawStop table saw and in-line router table. Designed for use with the WorkTrack rail (purchased separately), which mounts to the top of your table saw's rip fence, the carriers provide a versatile mounting surface for building your own shop-made jigs.

The carriers can be used individually or in tandem, depending on your needs and the size of the jig. Also, they can be locked in place or allowed to slide freely along the rail.

INCLUDED ITEMS

- WorkTrack carrier (2)
- Dovetail sliding wedge (4)
- M6 screws for sliding wedge (4)
- Hex wrench - 3mm, 4mm

SAFETY

- It is imperative that the carriers are firmly secured to your shop-made jigs using mechanical fasteners as instructed. Failure to properly attach the carriers creates a hazardous situation.
- Be sure to adjust the carriers to minimize play within the WorkTrack rail. (See instructions on page 6.) Excessive play and movement of the carriers may create a hazardous situation.
- Combined weight of shop made jig and workpiece may not exceed 50 lbs (22.7kg). Excessive total weight or over-balanced weight to one side may create a hazardous situation.

This document available in other languages on SawStop.com. Physical copies available upon request.

MOUNTING OPTIONS

The jigs you design can be attached to the WorkTrack carriers in two ways.

OPTION 1: Each carrier has three counter-sunk holes intended for easy mounting of your jigs using #8 wood screws.

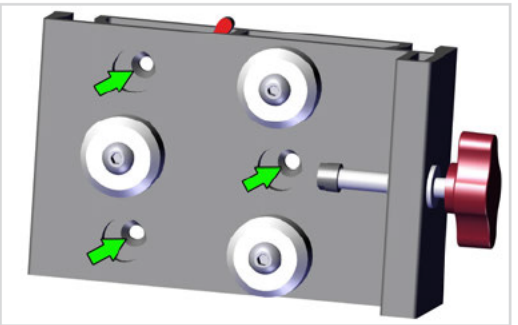

OPTION 2: Dovetail wedges are included, which fit the slots on the top of the carrier. The center hole of each wedge accepts an M6 machine screw. When the screw is tightened, the mounted jig will be held in place. Mounting holes are 4" (101mm) on center.



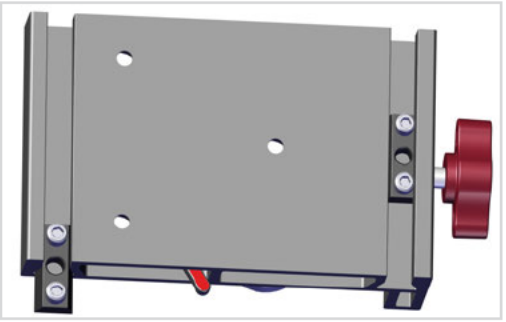

The sliding dovetail wedges can also be fixed in place by tightening one or both of the pre-installed set screws. Use the included 3mm hex wrench.

ADJUSTING FOR PLAY

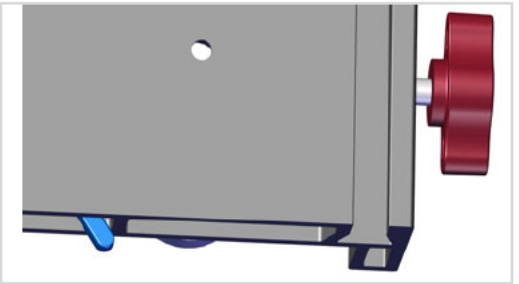

If the carrier does not glide smoothly or has too much play as it moves down the WorkTrack:

- Push the adjustment lever (highlighted in blue) to the left if the fit is too loose.
- Push the adjustment lever to the right if the fit is too tight and the jig does not glide smoothly.

Perform this adjustment for both front and rear carriers.

FIXED VS MOVEABLE

To lock the carriers in place on the WorkTrack, tighten the red T-knob adjustment on the side of the carrier.

INSTALLATION

After you have constructed your jig and attached it to the carrier(s), install the assembly onto the WorkTrack rail. Be sure the T-knob described above is sufficiently retracted. Next, align the rollers on the underside of the carrier with the rail and fit them into the slots of the WorkTrack.

Jigs built on the WorkTrack carriers can be used on either side of the rip fence, enabling use with an in-line router table, or on the right side of the table saw blade.

EXAMPLE USES



View of mounted jig A



View of mounted jig B



Tenoning Jig



Mitered Spline Slotting Jig



Angled Tenon Dovetail Jig for In-Line Router Table

LIMITED WARRANTY

SawStop warrants to the original retail purchaser of a new WorkTrack carrier from an authorized SawStop distributor that the WorkTrack carrier will be free from defects in material and workmanship for ONE YEAR from the date of purchase.

This warranty does not apply to defects arising from misuse, abuse, negligence, accidents, normal wear-and-tear, unauthorized repair or alteration, or lack of maintenance. This warranty is void if the WorkTrack carrier or any portion of the WorkTrack carrier is modified without the prior written permission of SawStop, LLC, or if the WorkTrack carrier is located or has been used outside of the country where the authorized SawStop distributor from whom the product was purchased resides.

Please contact SawStop to take advantage of this warranty. If SawStop determines the WorkTrack carrier is faulty in material or workmanship, and not due to misuse, abuse, negligence, accidents, normal wear-and-tear, unauthorized repair or alteration, or lack of maintenance, then SawStop will, at its expense and upon proof of purchase, send replacement parts to the original retail purchaser necessary to cure the defect.

SawStop disclaims any and all other express or implied warranties, including merchantability and fitness for a particular purpose. SawStop shall not be liable for death, injuries to persons or property, or incidental, consequential, contingent or special damages arising from the use of this WorkTrack carrier.

This limited warranty gives you specific legal rights. You may have other rights which, in the United States, vary from state to state.

NOTES

NOTES

SAWSTOP

USA/Canada

SawStop
11555 SW Myslony Street
Tualatin, OR 97062 USA

SawStop.com/Support
TechnicalSupport@SawStop.com
503-582-9934

Parts available for purchase at SawStop.com

Australia

Carbatec.com.au/contact
customercare@carbatec.com.au

85-009094-00
Rev A - 11092026