

Electronically Dynamically Balanced Cast Wheels

*Shown with optional blade, light & Pro Wheel System




SPECIFICATIONS


Part Number:	MBAND1412
TEFC Motor:	1.75HP 110 Volt 14 Amp
6ft. Cord w/NEMA 5-15P Plug	✓
110V Outlet on Back for Optional Light	✓
Min-Max Blade Width:	1/4"-3/4"
Resaw Capacity:	13"
Blade Length:	115"
Hi/Low Alum. Fence:	18" x 5 1/2" x 1/2"
Table Tilt:	-7°, 45°
Quick Release Tension:	✓
10-Point Laguna Ceramic Guides:	✓
Cast Table Size:	21 1/2" X 16"
Direct Starter:	✓
Dual Light Mount:	✓
Worm Gear Rack & Pinion:	✓
Massive Cast Trunion:	8" X 13"
Dust Port:	4"
Cast Iron Wheels:	✓
Anodized Insert w/Micro Adjustment:	✓
Magnetic Blade Guard:	✓
Magnetic Blade Tension Guide:	✓
Flat Poly-Groove Drive Belt:	✓
Urethane Single Piece Snap-on Tire:	✓
Table Height:	38"
Overall Height:	70-1/4"
Footprint:	25" x 18" x 70 1/4"
Weight (Net/Ship):	258/312 Lbs.



4" Dustport



Massive Cast Trunion



Laguna Ceramic Guides




1.75HP TEFC Motor

Scan For More Info



14 || TWELVE ACCESSORIES



LAGUNA MINI GUIDE REPLACEMENTS

Laguna Mini Guides attach easily to accommodate smaller blades. Recommended for sizes 1/16"- 3/8". 1 short phenolic rod is provided when tilting table. ABMG001

MBA14/12 WHEEL SYSTEM

- Foot Operated
- 360° Omni-Directional
- Rubber Coated Wheels
- Adjustable Rubber Pads
- Wheels Mounted Outside Frame to Maximize Stability
- Oilite Bronze Bushing Allows for Less Friction and Longer Life
- Pedal Raises & Lowers Front Wheel
- Easy Install with No Drilling Required



PHENOLIC ROD REPLACEMENTS

ABMG002



PRO LIGHT SHORT ARM

MBA14/12 LIGHT (110V)



PRO LIGHT DOUBLE ARM

ALAREVO18 Light (110v)
MBA14BX-LIGHT220-DA (220V)



LED LIGHT OPTIONS

ALEDMACH, ALEDLATHE, ALEDSPINE

- Chameleon Color Temperature Control
- Casted Impact resistant head
- Low Heat & Energy Consumption
- 110V Plug Included
- Plug Change Required for 220V (**ALEDSPINE**)
- Shadow Diffusing Lens (**ALEDMACH, ALEDSPINE**)
- Full Brightness Control
- Polyamide Impact Resistant Head (**ALEDSPINE**)



PROFORCE

- 1-Year Warranty
- Heat-treated Teeth
- Heavy-duty Blade
- Finest blade on market
- Affordable Blade
- Widths from 1/8" to 2"



SHEAR FORCE

- Thin Kerf Blade
- Perfect for Resawing
- .024" Backing
- Thin Kerf Reduces Waste



RESAW KING

- Elite Blade
- C-4 Carbide Tipped
- Ultra-Thin Kerf
- Smooth Finish
- Resharpenable